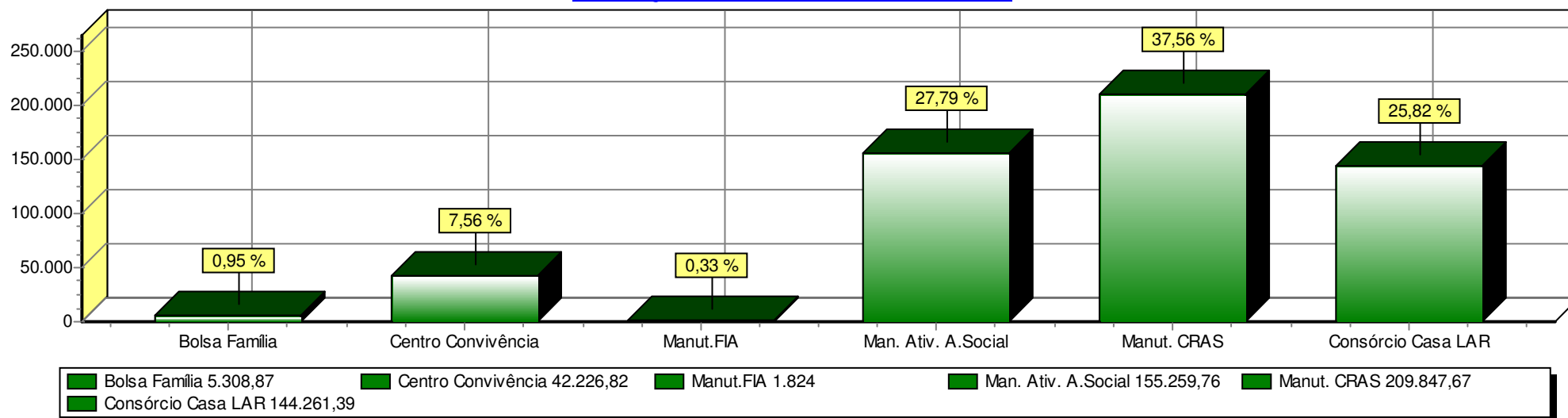
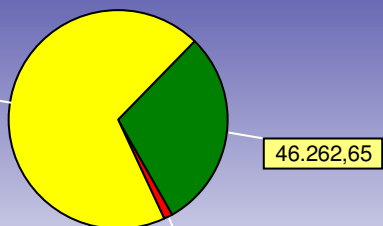


### APLICAÇÃO SOCIAL - DESPESA LIQUIDADA



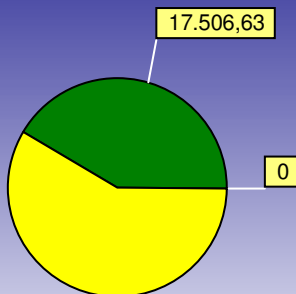
#### MANUT. SEC. ASSISTÊNCIA SOCIAL

- 107.012,11
- 46.262,65
- 1.985
- 68,92 % Pessoal
- 29,8 % Manutenção
- 1,28 % Investimentos



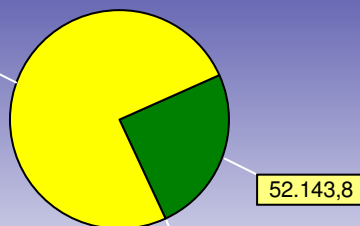
#### Centro de Convivência

- 17.506,63
- 24.720,19
- 0
- 58,54 % Pessoal
- 41,46 % Manutenção
- 0 % Investimentos



#### Centro de Referência - CRAS

- 157.703,87
- 52.143,8
- 0
- 75,15 % Pessoal
- 24,85 % Manutenção
- 0 % Investimentos



#### Consórcio Casa LAR

- 40.984,44
- 69.956,25
- 33.320,7
- 48,49 % Pessoal
- 28,41 % Investimentos
- 23,1 % Manutenção

